

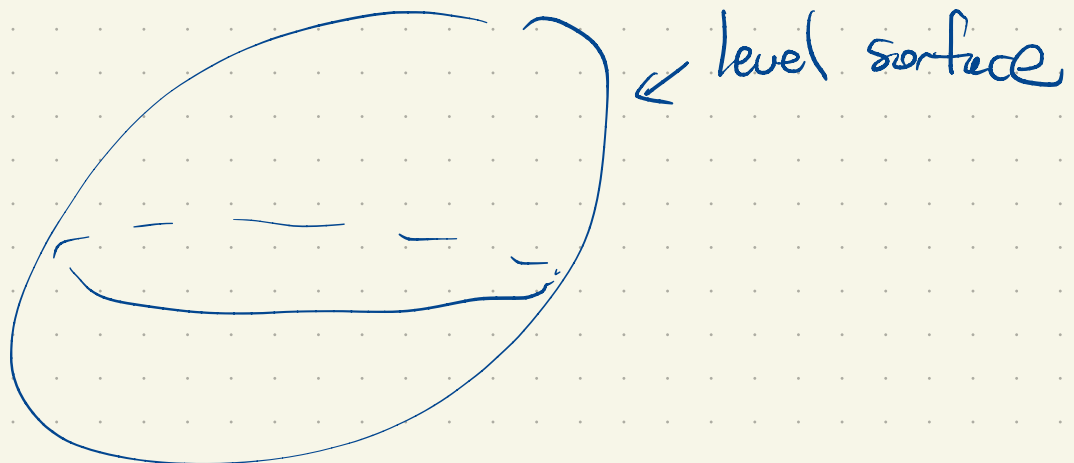
direction: $(-\hat{i} - 2\hat{j} + 6\hat{k})$

or normalize

Claim: the gradient is perpendicular to the level surfaces of a function

$$F(x, y, z) = C$$

$$x^2 + y^2 + z^2 = C$$



$\vec{r}(t)$ lives entirely in $F(x, y, z) = c$

$$F(\vec{r}(t)) = c$$

$$\frac{d}{dt} F(\vec{r}(t)) = 0$$

$$F_x \dot{x} + F_y \dot{y} + F_z \dot{z} = 0$$

$$\vec{\nabla} F \cdot \vec{r}' = 0$$

~~So~~ So we define the tangent plane to level set at (x_0, y_0, z_0) by

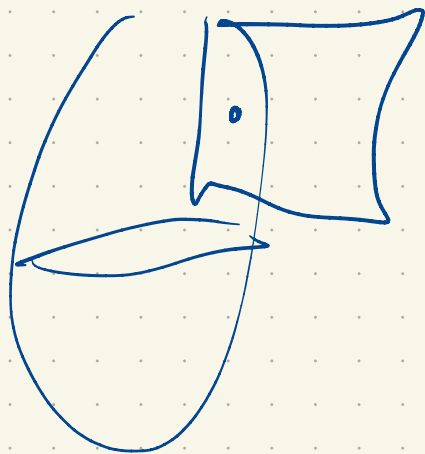
$$F_x (x - x_0) + F_y (y - y_0) + F_z (z - z_0) = 0$$

e.g. $\frac{x^2}{4} + y^2 + \frac{z^2}{9} = 3$

~~Find~~ $F(x, y, z) = \uparrow$ at $(-2, 1, 3)$

$$F_x = -1 \quad F_y = 2 \quad F_z = \frac{2}{3}$$

$$-1(x+2) + 1(y-1) + 3(z-3) = 0$$



3 facts from calc I

a) If $f(x)$ attains a ^{local} max/min on $[a, b]$ but not at an endpoint, $f'(x) = 0$ there

b) If $f'(x) = 0$ and $f''(x) > 0 \Rightarrow$ local min
 $f''(x) < 0 \Rightarrow$ local max



New variables

a) $f(x, y)$ for all (x, y) close to (x_0, y_0)
 $f(x_0, y_0) \geq f(x, y)$

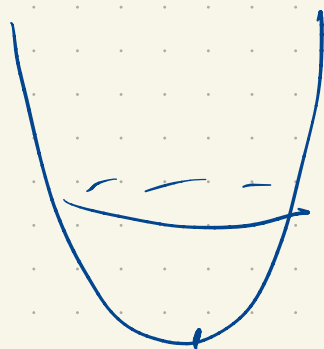
If we attain a ^{local} max/min at (x_0, y_0) in interior and derivatives exist there

$$\frac{\partial f}{\partial x}(x_0, y_0) = 0 \quad \frac{\partial f}{\partial y}(x_0, y_0) = 0$$

$$\left(\vec{\nabla} f(x_0, y_0) = \vec{0} \right)$$

$$f(x, y, z) \quad \left(\frac{df}{dz} = 0 \text{ also} \right)$$

We saw this



Critical point: $f_x = 0$ and $f_y = 0$
(or DNE)

E.g. $f(x, y) = xy(x-2)(y+3)$

Find Crit pts

$$f_x = y(x-2)(y+3) + xy(y+3) = y(y+3)[2x-2]$$

$$f_y = x(x-2)(y+3) + xy(x-2) = x(x-2)[2y+3]$$

$$f_x = 0 \quad \begin{array}{l} y=0 \\ y=3 \\ x=1 \end{array} \quad \left| \quad \begin{array}{l} f_y = 0 \\ x=0 \\ x=2 \\ y \end{array} \right.$$

$$y=0 \quad x=0, 2 \quad (1,0) \quad (0,0)$$

$$y=3 \quad x=0, 2 \quad (0,3) \quad (2,3)$$

$$x=1 \quad y=-3/2 \quad (1, -3/2)$$

So: there are 5 possible locations for min/max.

How can we determine what kind?

Methods:	$x^2 + y^2$	$-x^2 - y^2$	$x^2 - y^2$
	min	max	saddle

$$\begin{bmatrix} f_{xx} & f_{xy} \\ f_{yx} & f_{yy} \end{bmatrix}$$

Hessian matrix
symmetric

$$\begin{bmatrix} 2 & 0 \\ 0 & 2 \end{bmatrix} \quad | \cdot | = 4 > 0$$

diagonal elements are > 0

$$\begin{bmatrix} -2 & 0 \\ 0 & -2 \end{bmatrix} \quad | \cdot | = 4 > 0$$

diagonal elements are < 0

$$\begin{bmatrix} 2 & 0 \\ 0 & -2 \end{bmatrix} \quad | \cdot | = -4 < 0$$

$$D = f_{xx} f_{yy} - (f_{xy})^2 = \begin{vmatrix} f_{xx} & f_{xy} \\ f_{yx} & f_{yy} \end{vmatrix}$$

$D > 0$, $d_{11} > 0 \Rightarrow$ local min

, $d_{11} < 0 \Rightarrow$ local max

$D < 0 \Rightarrow$ saddle point

$D = 0$ inconclusive (like $f''(x) = 0$).

$$f_x = y(x-2)(y+3) + xy(y+3) = y(y+3)[2x-2]$$

$$f_y = x(x-2)(y+3) + xy(x-2) = x(x-2)[2y+3]$$

$$f_{xx} = 2(y)(y+3) \quad f_{xy} = 2(x-1)[2y+3]$$

$$f_{yy} = 2(x)(x-2)$$

$$D = 4xy(x-2)(y+3) - 4(x-1)^2(2y+3)^2$$

$$D(1, -\frac{3}{2}) = 1 \cdot (-3) \cdot (1-2) \cdot (-3+6) - 4 \cdot 0$$
$$= 9 > 0 \quad f_{yy} = -2 < 0$$

\Rightarrow local max

$$D(0,0) = -4 \cdot 1 \cdot 9 = -36$$

\Rightarrow saddle

