

E.g. Find the plane thru

$$P = (1, 0, 2) \quad Q = (-1, 3, 4) \quad R = (3, 5, 7)$$

$$\vec{u} = \overrightarrow{PQ} = (-2, 3, 2)$$

$$\vec{v} = \overrightarrow{PR} = (2, 5, 5)$$

$$\begin{aligned}\vec{n} &= \vec{u} \times \vec{v} = (15 - 10)\hat{i} - (-10 - 4)\hat{j} + (-10 - 6)\hat{k} \\ &= 5\hat{i} + 14\hat{j} - 16\hat{k}\end{aligned}$$

$$\vec{n} \cdot (\langle x, y, z \rangle - \langle 1, 0, 2 \rangle) = 0$$

$$5(x-1) + 14y - 16(z-2) = 0$$

$$5x + 14y - 16z = 5 - 32 = -27$$

---

E.g. Find line of intersection between

$$x + y + z = 1$$

$$x - 2y + 3z = 1$$

The direction of line must be normal to  $\langle 1, 1, 1 \rangle$   
and to  $\langle 1, -2, 3 \rangle$ .

$$\begin{array}{r} 1 \ 1 \ 1 \\ 1 -2 \ 3 \end{array} \quad \langle 3+2, 1-3, -2-1 \rangle$$

$$\langle 5, -2, -3 \rangle$$

↳ direction of line!

Need a point. Try  $x=0$

$$\begin{array}{l} y+z=1 \\ -2y+3z=1 \end{array}$$

$$5z=3$$

$$z=3/5$$

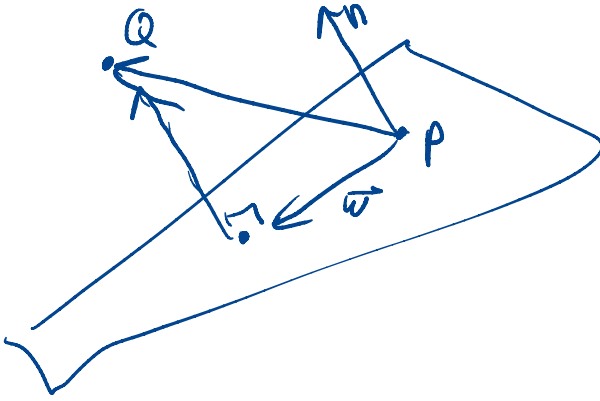
$$y=2/5$$

$$\langle 0, 2/5, 3/5 \rangle$$

---

$$\langle 5t, \frac{2}{5} - 2t, \frac{3}{5} - 3t \rangle$$

---



$$\vec{PQ} = a\vec{n} + w$$

$$\vec{PQ} \cdot \vec{n} = a\vec{n} \cdot \vec{n}$$

$$a = \frac{\vec{PQ} \cdot \vec{n}}{\vec{n} \cdot \vec{n}}$$

$$|a\vec{n}| = \frac{|\vec{PQ} \cdot \vec{n}|}{|\vec{n}|}$$

dist(Q, plane)

E.g.  $Q = (-1, 1, 2)$

$$3x - 2y + z = 1$$

$$n = \langle 3, -2, 1 \rangle$$

$$|\vec{n}| = \sqrt{9 + 4 + 1} = \sqrt{14}$$

$$P: (0, 0, 1)$$

$$\vec{PQ} = \langle -1, 1, 2 \rangle - \langle 0, 0, 1 \rangle = \langle -1, 1, 1 \rangle$$

$$\vec{PQ} \cdot \vec{n} = \langle 3, -2, 1 \rangle \cdot \langle -1, 1, 1 \rangle$$

$$= 3 - 2 + 1 = -4$$

$$\text{dist} = \frac{|-4|}{\sqrt{14}} = \frac{4}{\sqrt{14}}$$

---

Dist between planes?

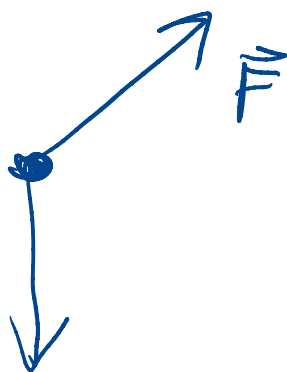
Pick a point on one, then  
dist to the other!

Comments on quiz:

1, 2 generally outstanding.

3:

Find the vector of a force of size 500N  
in the direction  $\vec{v} = \langle 1, 2, 1 \rangle$



$$|\vec{F}| = 500N$$

$$a) \vec{F} = c\vec{v}$$

$$\vec{F} = 500N \left\langle \frac{1}{\sqrt{6}}, \frac{2}{\sqrt{6}}, \frac{1}{\sqrt{6}} \right\rangle$$

$$500N = |\vec{F}| = |c| |\vec{v}| = |c| \sqrt{6}$$

$$c = \frac{500N}{\sqrt{6}}$$

Alt:

direction  $\vec{v} = \langle 1, 3, 1 \rangle$

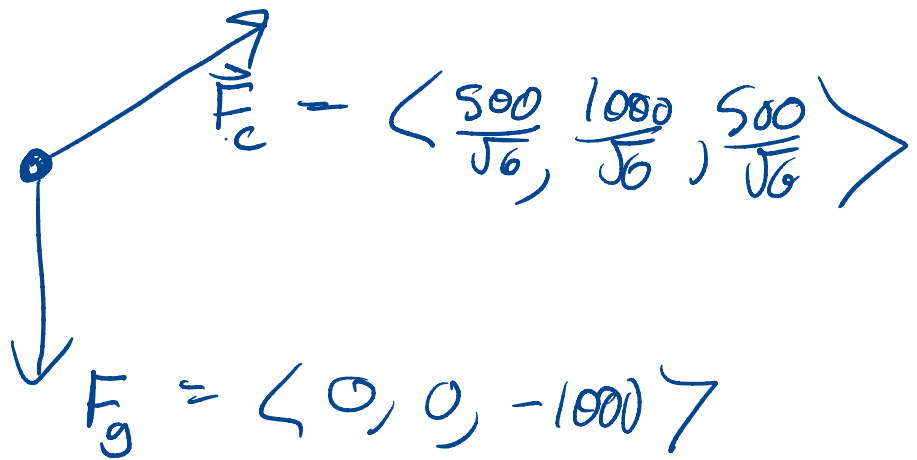
unit vector  $\vec{u} = \left\langle \frac{1}{\sqrt{6}}, \frac{2}{\sqrt{6}}, \frac{1}{\sqrt{6}} \right\rangle$

$500N \cdot \vec{u}$

length:  $500N$

direction: same as  $\vec{v}$

4)



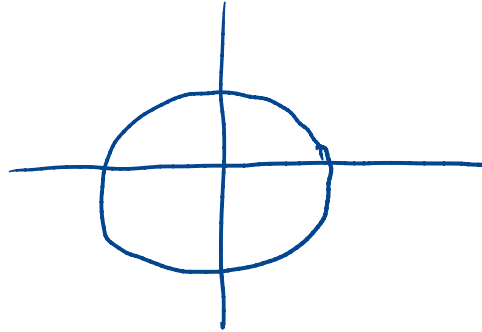
When a body experiences two forces, the net force is the vector sum of the two forces

$$\vec{F} = \left\langle \frac{500}{\sqrt{6}}, \frac{500}{\sqrt{6}}, \frac{500}{\sqrt{6}} - 1000 \right\rangle$$

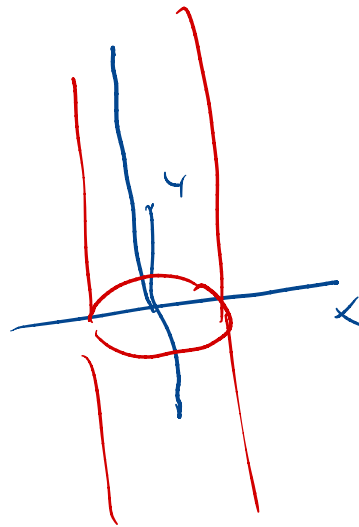
## Section 12.6

### Elementary surfaces

$$\text{in } \mathbb{R}^2 \quad x^2 + y^2 = 3$$

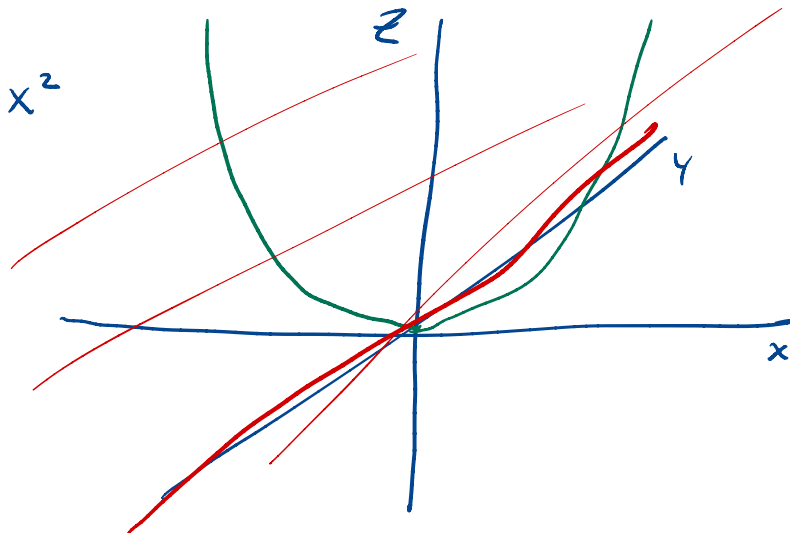


$$\text{in } \mathbb{R}^3 \quad x^2 + y^2 = 3$$



This is a cylinder.

$$z = x^2$$



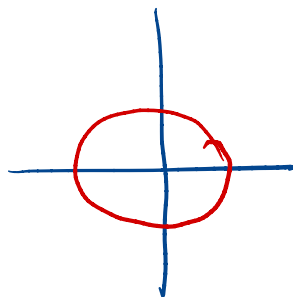
This is also a kind of cylinder

Cylinders are made up from parallel lines

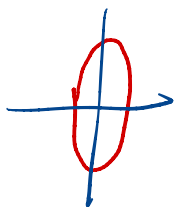
---

Again in the plane:

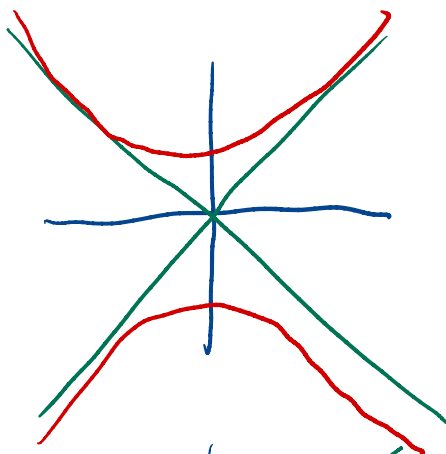
$$x^2 + y^2 = 4$$



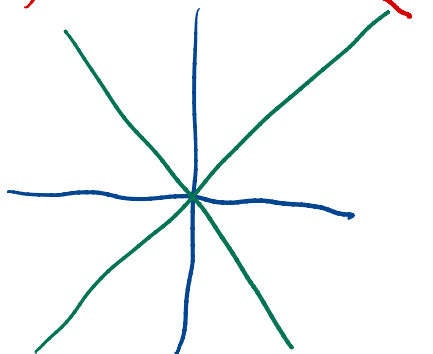
$$4x^2 + y^2 = 4$$



$$x^2 - y^2 = 4$$

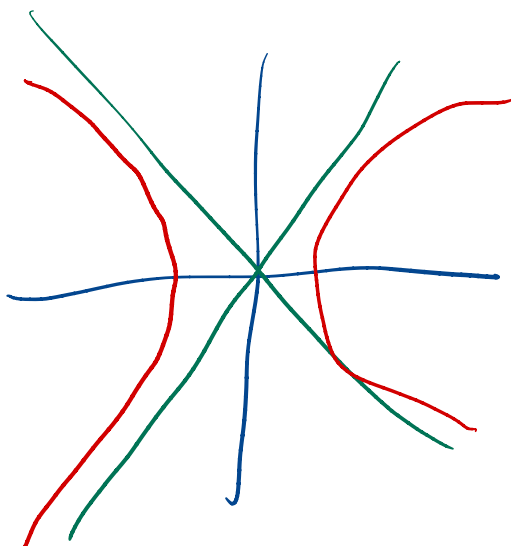


$$y^2 = x^2 - 3$$




$$y^2 = x^2$$

$$x^2 - y^2 = -3$$





$$y = x^2$$




these are all "conic sections"

---

$$x^2 + y^2 + z^2 = 4 \quad \text{sphere of radius } 2$$


$$4x^2 + y^2 + z^2 = 4$$

"ellipsoid"

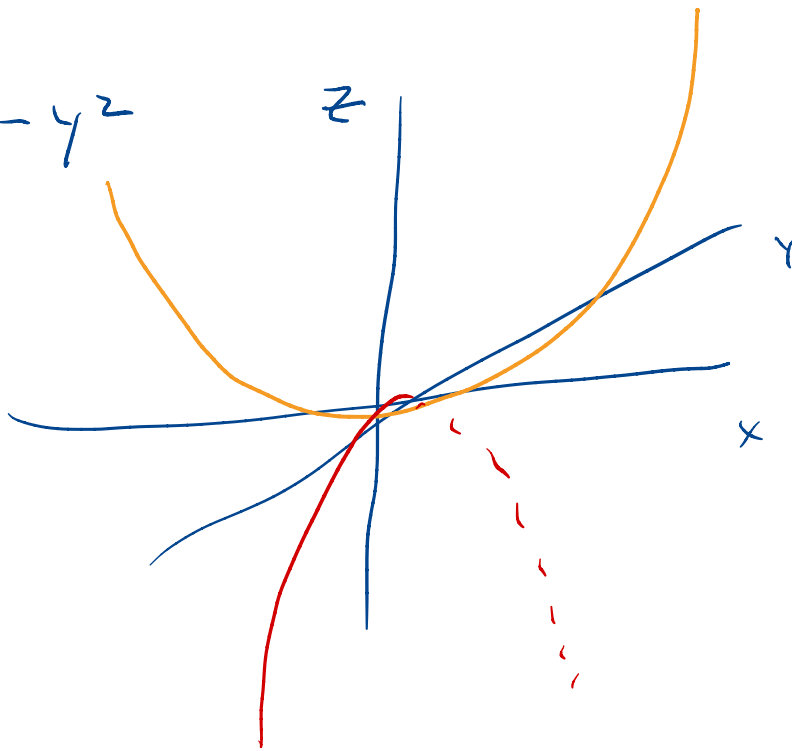


$$4x^2 + y^2 = z$$

"elliptic  
paraboloid"




$$z = x^2 - y^2$$




Saddle: "hyperbolic paraboloid."

$$z = \sqrt{x^2 + y^2}$$

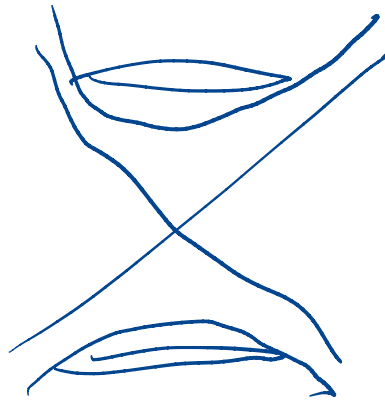


$$x^2 + y^2 = z^2$$



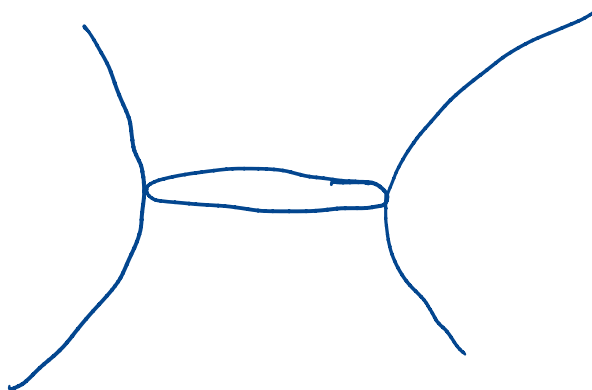
cone!

$$z^2 = x^2 + y^2 + 1$$



hyperboloid  
of 1. sheet

$$z^2 = x^2 + y^2 - 1$$



$$z^2 = 4x^2 + y^2 - 1$$

